

Out of the Woods

Worksheets for Key Stage 1
Part 1





CONTENTS

Out of the Woods

KS1 Worksheets

Introduction and Curriculum Links

- 1.Colours
- 2.Parts of a Tree
- 3.Bug Hunt



Out of the Woods

INTRO & LINKS

These teaching resources have been designed to enable schools to get the most out of using their local park as a teaching resource. They are curriculum-linked and support teaching children about the environment, and how important trees are. Teaching children about trees encourages scientific investigation, stimulates all the senses, encourages an investigation of the local area and supports subjects across the curriculum.

Please note the Council advice on Oak processionary moths (*Thaumetopoea processionea*) It is a pest that has established itself within the Borough over the last 11 years. It lives on oak trees and poses a risk to human and animal health.

See: http://www.richmond.gov.uk/home/services/parks_and_open_spaces/trees/tree_management_and_pruning/oak_processionary_moths.htm

There are other relevant resources and lesson plans that can be used to support the curriculum. A few of these have been listed below:

- Eden Project School lesson plans

<http://www.edenproject.com/learn/schools/lesson-plans/learning-with-leaves>

KS2 lesson plans for maths using leaves to measure and calculate

- Forestry Commission.

<http://www.forestry.gov.uk/forestry/infd-8skgzl>

An extensive collection of resources for schools and families.

- Opal explore Nature, Tree Health Survey

<http://www.opalexplorenature.org/treesurvey>

This pack allows you to record your findings based on a detailed survey and report them to scientists. There are survey forms, teaching notes and support for teachers, id sheets and curriculum links freely available.

- The Woodland Trust Nature Detectives.

<http://www.woodlandtrust.org.uk/naturedetectives/>

This extensive collection of free resources for families and schools, aims to encourage access to woodlands and provides curriculum-linked resources support teaching children about woods and trees. The collection includes art and design activities.

- The Woodland Trust spotter sheets

<http://www.woodlandtrust.org.uk/mediafile/100671302/spotter-sheets.pdf?cb=ac8e114e-128b4a6395545074e7f8cf47>

Use this information to identify trees.

http://opalexplorenature.org/sites/default/files/7/image/Tree%20Identification%20guide%208pp%20chart_0.pdf

Natural History Museum

<http://www.nhm.ac.uk/content/dam/nhmwww/take-part/identify-nature/tree-identification-key.pdf>

You can find a guide to animal tracks on the RSPB website

http://www.rspb.org.uk/Images/animaltracks_tcm9-133380.pdf





The Woodland Trust

<http://www.woodlandtrust.org.uk/mediafile/100815077/animal-track-hunt-sheet.pdf?cb=0ca-177c5a50641aa9634d6485b82200b>

Out of the Woods

When you visit the woods, look around you at the different natural colours. Tick these colours off as you find them.

COLOURS



ANY OTHERS?

Can you see any colours that we have forgotten?
Tick the box if you can see any of these colours and name any others.



Out of the Woods

Look to see if you can find these different parts of a tree. Circle the word as you find them. Draw a line from the word to the correct part of the tree. Depending on the season you might not find them all at once.

PARTS of a TREE

Leaf

Seed

Fruit

Bark

Twig


Flower/Bud




Out of the Woods

BUG HUNT


Search for these bugs on the ground, under logs and on the trees. Tick the box when you find them.



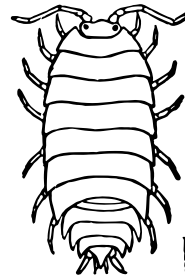
CENTIPEDE




LADYBIRD




SPIDER



WOODLOUSE



SLUG



SNAIL

ANY OTHERS?

Did you find any other bugs? Draw them in the space below.
